

Haverhill Arts Centre – Technical Specification

Produced April 2019

This document aims to set out the specification of the Haverhill Arts Centre's technical facilities in the auditorium to allow the smooth running of any shows, productions and hires. Any equipment listed in this document may, at any time, be either unavailable at our discretion, or subject to a charge. It is essential that any incoming show, production or hire makes contact directly with the technical department in good time before the event. Any requests or information submitted less than 6 weeks before an event may not be possible to accommodate.

Please talk to us in advance and we will do the best we can to make it easy.

Contact Details

Technical Manager: Dylan Mills dylan.mills@haverhillartscentre.co.uk
Technical Assistant: Ben Prickett ben.prickett@haverhillartscentre.co.uk
Box Office: 01440 714140
Administration: 01440 710174
Technical: 01440 718937 (monitored on show days only)
Postal Address: Haverhill Arts Centre, Haverhill Town Hall, High Street, Haverhill, Suffolk, CB9 8AR
Load in access: Helions Walk, CB9 8DN, Coordinates for Satellite Navigation are 52.080513, 0.440378

Stage Specifications

Stage size

Stage dimensions including wings, excluding apron	11.85m across, 6.15m up stage wall to tabs
Apron dimensions (down stage of house tabs)	6.85m across, 1.10m tab line to edge
Usual performance space, tabs open, using the apron	6.85m across, 6.75m cyc to edge of apron
Usual performance space behind tabs	6.85m across, 5.65m cyc to tab line
Maximum height on stage	4.5m (there is a fixed metal purling across the stage, up stage, other than this other heights are possible)
Maximum flying bar height	7.5m
Normal bar flying height	5.5m to 6m
Crossover behind cyc	0.5m

A diagram of the stage is available in appendix A.

Flying

All flying must be carried out and supervised by in house technicians. All the bars (hemp or winch) are loaded and in use at all times.

7 x manual hand winch sets, winched from stage left. SWL 200kg per bar

5 x hemp sets, tied stage left, SWL 100kg per bar

Motorised opening and closing front of house track, with large blue drapes. Fixed height and speed. Controlled from stage manager corner, lighting control and projection room.

Truss in a rectangle shape front of house attached at a fixed height to the building. SWL of 10kg by each socket.

1 x cinema screen winch, driven by drill.

On the hemsps and winch sets:

2 x black borders on flying hemp sets

1 x tab track, pulled from stage left configured tabs only

1 x tab track, pulled from stage left, can be configured as swipe or tabs, usually tabs forming our upstage blacks

1 x spare tab track, configured as swipe only used for cyc or back cloth

1 x sash line up stage centre. This may only be used for raising light prop items for effect, it is not load bearing.

5 x IWB lighting bars on winch
2 x TRS lighting bars on hemp

Drapes

1 x blue Front of House curtains, full width of the theatre, opening as above.
1 x proscenium border black
2 x black borders (down stage and up stage)
2 x pairs of legs. Down stage is on a flown hemp bar, up stage is fixed to the purling.
1 x full black tabs
1 x set of black star cloths
1 x white cyclorama

Power

All power connections must be carried out and supervised by in house technicians.

Blue/Live 3 power supply (cleanest phase for sound):

1 x 63 amp single phase commando ceeform out let, up stage left
3 x 32 amp single phase commando ceeform out let, up stage left
2 of the 32a sockets are fed from the same supply as the 63a supply, meaning a maximum of 1 x 63a and 1 x 32a may be used.

Red/Live 1 power supply

8 x 13 amp sockets on a 32a ring main around the stage

Lighting is hard wired in to a supply and runs through dimmers to 15a outlets. These can be set to non-dim but not to hard power.

We have no 3 phase power outlets in the building.

Auditorium

154 seats in rows of 14, raked seating, isles each side.

4 rows of 14 seats on the flat floor.

Maximum raked seating layout is 210

The most typical set up is 168 raked seats, with a gap of 2.5 metres between the front row and the stage

With the seating away, there is a capacity of 280 guests standing, or 120 at tables and chairs.

The addition of tables and chairs to an empty room impacts on the number of guests permitted in the room.

Stage Management and communications

6 x Tecpro single muff headsets and belt packs

Comms headsets available on the tech balcony, on stage and near the front of the auditorium

Stage managers table has a paging mic to back stage and foyer for show calls and announcements.

Back stage

Dressing rooms

There are two dressing rooms each with eight mirrored tables with individual lighting, hand basin, shower and WC. Each dressing room has a paging system with local volume control and a relay screen.

Additional rooms may be available subject to other bookings. These rooms may have a paging system, but not mirrors, hand basin, shower or WC.

Laundry

We have one washing machine located in the lower dressing room. Visiting companies are welcome to use this within reason, supplying their own washing powder.

Accessibility

Hearing Systems

We have an infrared hearing assistance system fitted in the auditorium which is available for all events staffed by technicians.

Wheelchair access

Due to the construction and age of the building, all backstage areas involve steps.

The stage is 6 steps above the auditorium surface. The upper dressing room is 8 steps above the stage, the lower dressing room 8 steps below. The lower dressing room is 4 steps below load in height. The auditorium is accessible via the lift and the rear door without steps.

Lighting Specification

Lantern Stock

Fresnels

12	CCT Starlette Fresnels with barn doors
3	Strand Cantata F 1000W with barn doors
9	Strand Quartet F Fresnels 650w with barn doors
2	Selecon Acclaim Fresnel 650w with barn doors

Profiles

5	CCT Silhouette turbo 28/58 profiles 1000w
11	Strand Prelude 16/30 Profiles 650w
10	Strand Cantata 18-32 Profiles 1000w medium throw
2	Strand Cantata Profiles 1000w short throw

Floods

4	Strand Nocturne 1 1000w floods
4	4 x Strand Coda 500/4 Floods (Flood Battens)

Parcans

26	1000w par 64s with CP62 lamps
4	Showtec 500w Floor Par Cans

LED battens

8	LEDJ LED 1m battens Spectra Bank 8
---	------------------------------------

Intelligent lighting

6	Martin Mac 250+ moving profile lights
4	Martin Mac 250 moving profile lights
2	Martin Mac 300 wash lights

Follow Spot

2	Teatro Follow spot, 250W MSD lamp, with iris and colour magazine
---	--

We have a selection of gobos (size B) and holders in stock, and some irises.

Any equipment listed in this document may, at any time, be either unavailable at our discretion, or subject to a charge. Additional equipment can be hired in at additional costs.

IWBs and Lighting outlets

Front of house

Lighting is rigged on a rectangular truss.

6 circuits	FOH 2 (furthest from stage)	Obstructed in parts by building structure
12 circuits	FOH 1 (nearest the stage)	Due to the angle, will not fire more than half way up stage
3 circuits	Stage right	Fires side on to the stage
3 circuits	Stage left	Fires side on to the stage

All front of house lighting is in Yellow/Live 2

Flown on Stage

12 circuits	LX 1	Usually Red/Live 1
10 circuits	LX 2	Usually Red/Live 1
12 circuits	LX 3	Usually Blue/Live 3
10 circuits	LX 4	Usually Blue/Live 3
6 circuits	LX 5, on hemp with TRS	Usually Blue/Live 3
12 circuits	LX 6	Usually Blue/Live 3
4 circuits	LX 7, on hemp with TRS	Usually Red/Live 1

Stage floor

Channel 43	Down stage left and down stage right, 2 outlets of each channel at each
Channel 44	
Channel 45	
Channel 46	
Channel 47	Up stage left and up stage right, 2 outlets of each channel at each
Channel 48	

Dimming and Control

There are 72 ways of 2.4kw dimming available from 3 x Strand LD90 dimmers controlled by a Zero88 OrbXF.

Standard Lighting rig set up

This is the usual set up which is rigged. Colour may vary due to show requirements or personal preferences.

DMX channel	Colour and job
1, 3, 5	Forestage FOH cover in L152
2, 4, 6	US FOH cover in L152
17, 21, 23	DS FOH cover in L152
16, 18, 22	FOH cold wash
9, 13	FOH blue wash
8, 12	FOH red wash
11	FOH green wash
7	FOH amber wash
10, 15, 19, 20, 24, 14	FOH profiles for specials
31, 35	Red stage cans wash
32, 36	Green stage cans wash
33, 37	Amber stage cans wash
34, 38	Blue stage cans wash
60, 61, 65, 68	Stage blue wash from fresnels, in 4 sections
41	Back blue
59, 62	Stage amber from fresnels in 2 sections
40	Back amber

58, 63	Stage red wash from fresnels in 2 sections
39	Back red
57	DS breakup gobo
42	US breakup gobo
49, 50, 66, 67	Stage wash in L152 from fresnels in 4 sections
69 – 72	Rear open white cans fan
25, 26, 27, 28, 29, 30	Profiles and fresnels for specials on stage

A full DMX list is available with our standard lighting plan in appendix C.

House lighting

The auditorium is fitted with GDS LED House lights throughout. Preset levels are recalled from push buttons located by the stage manager, auditorium entrance, technical balcony and projection room. Each house light unit is individually addressable via DMX on a separate universe to the stage lighting.

Effects

2 x Amotech VS1500 DMX smoke machine
 1 x Martin JemZR25 smoke machine
 1 x Le Maitre Minimist smoke machine
 1 x Le Maitre MVS Hazer
 1 x Chauvet Hazer
 2 x LED RGB Star cloths as up stage blacks
 2 x Chauvet P7 Geysers
 1 x 1ft mirror ball

There may be a charge for the use of fluid in these machines.

Cabling

We carry a good stock of 15a cabling for lighting and a selection of grelcos. We have a stock of 16a cable and a section of 16a to 13a adapters.

Stands

6 tank trap bases with 3m uprights, and up to 10 twisted boom arms.
 4 heavy duty floor stands for floor mounting lights
 2 T stands

Sound Specification

Front of House System

Martin Audio 3 way professional system consisting of:

2 x Martin Audio W8VDQ for left and right, flown each side of the stage
 2 x Martin Audio SX218 for left and right, positioned on the stage each side
 1 x Martin Audio W8VDQ for cinema centre sound, positioned behind the screen when in use
 4 x Martin Audio DD6 fills positioned on the front of the stage as needed

Driven by 8 ways of Powersoft M50Q and 2 ways of MA5.2K amps.

To prevent any misuse the use of any of our sound equipment is under the control and responsibility of our technicians. Any equipment listed in this document may, at any time, be either unavailable at our discretion, or subject to a charge.

Cinema surround sound

12 x RCF M801 speakers, driven by 8 ways of RCF IPS700 amps.

Monitoring

6 x Martin Audio LE100
2 x Martin Audio LE200
2 x Martin Audio DD6 (for band pit monitors etc)
Driven by 8 ways of Powersoft M50Q

Sound Desks

Yamaha M7CL48 permanent front of house desk
Allen & Heath MixWizard W3 16:2
Allen & Heath GL2200 32 channel
Soundcraft Spirit SX12

Outboard and playback

2 x Sony CD player
1 x Mini disc player
1 x BSS 31 band stereo graphic (on front of house)
1 x Yamaha SPX990
1 x Lexicon MX200
Various other outboard may be available.

Microphones and DIs

8 x SM58
8 x SM57
3 x SM57 beta
2 x Sennheiser kick drum mic
3 x Sennheiser e609 clip on tom mics
2 x audio technica condenser mics for drum overhead
1 x audio technica condenser mic for drum high hat
2 x audio technica ATM33a
2 x EMO passive DI
1 x EMO stereo passive DI
2 x stageline passive DI
4 x Sennheiser G3 SKM hand held radio mics (share receivers with lapel units)
4 x Sennheiser G3 EW312 lapel radio mics (share receivers with hand held units), also available with head worn mics

Additional microphones may be hired in at additional cost.

Mic stands

We have a good selection of mic stands including:
8 x tall boom stands
8 x short boom stands
4 x heavy weight tall boom stands

Patch ways and cabling

1 x 8 send multicore with box, on long cable down stage right
1 x 8 send multicore with XLR ends, through small hole up stage centre (drums)
1 x 16 send 4 return multicore with box, on short cable down stage left

We carry a good selection of XLR cable in lengths between 1m and 10m.

35m of multicore is needed to comfortably get from the stage to the balcony mix position.

Radio Systems

We have the following radio mic systems in the building:
4 x Sennheiser G3 ew300 receivers
4 x Sennheiser G3 ew300 hand held mics with SKM300 835 heads

4 x Sennheiser G3 belt packs
 4 x Sennheiser G2 ew100 receiver
 4 x Sennheiser G2 ew100 hand held mics
 4 x Sennheiser G2 ew100 belt packs
 Selection of ME2 lapel heads and head worn mics.

24 way antenna distribution system with amplifier and external antenna.

We have the following licences for radio mic equipment with in the Town Hall Arts Centre building:

Frequency	Band width	Max power	Location
614.500MHz	200k	10mW	CB9 8AR
616.000MHz	200k	10mW	CB9 8AR
618.600MHz	200k	10mW	CB9 8AR
620.300MHz	200k	10mW	CB9 8AR

We are licenced to use channel 38, 606.500MHz to 613.500MHz at 10mW power.

Use of our radio equipment is subject to a charge.

Cinema and AV equipment

Stage AV

Panasonic PT-D3500E projector with standard lens and long throw lens. Can be used from projection room, or flown on stage.

VGA over Cat5e system with links down stage left, down stage right, near sound desk and projection room. Cat5e link along LX1.

We can project on to the white cyc up stage, from a projector flown from LX1, or we can project on to the cinema screen which is on the most down stage bar just behind blue FOH tabs and fills the full size of the proscenium opening.

Digital Cinema

3m x 6m white perlux perforated cinema screen

1 x Barco DP2K12C Cinema projector

1 x Dolby DSS220 Playback server with IMB

1 x Dolby CP750 Cinema Sound Processor

1 x ChristieACT controller

1 x BlueRay DVD player

1 x FreeSat receiver

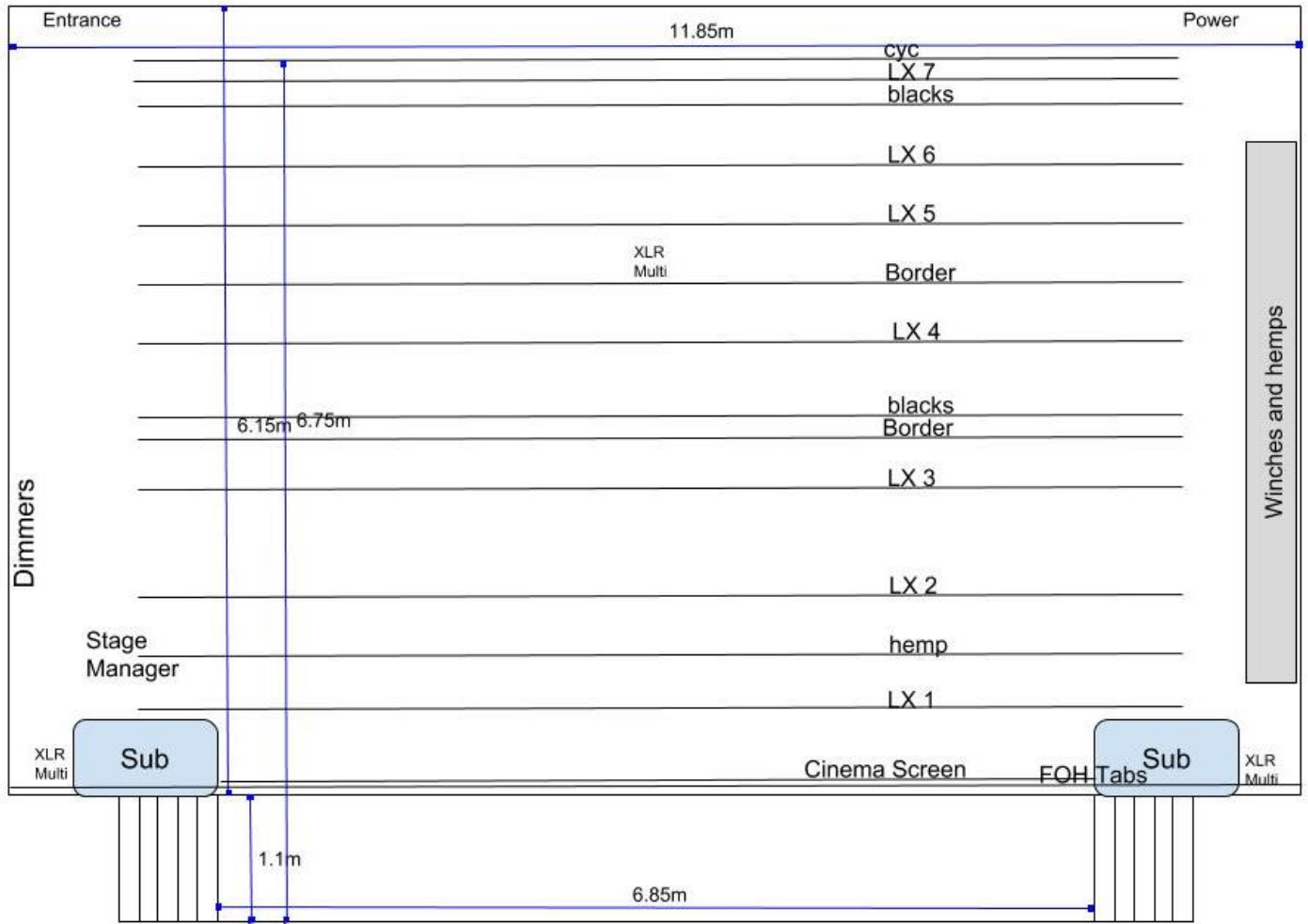
1 x LANSat receiver/server

35 mm Cinema

Century MSC-TW projector

Dolby CP45 sound processor

Appendix A - Stage Layout and measurements

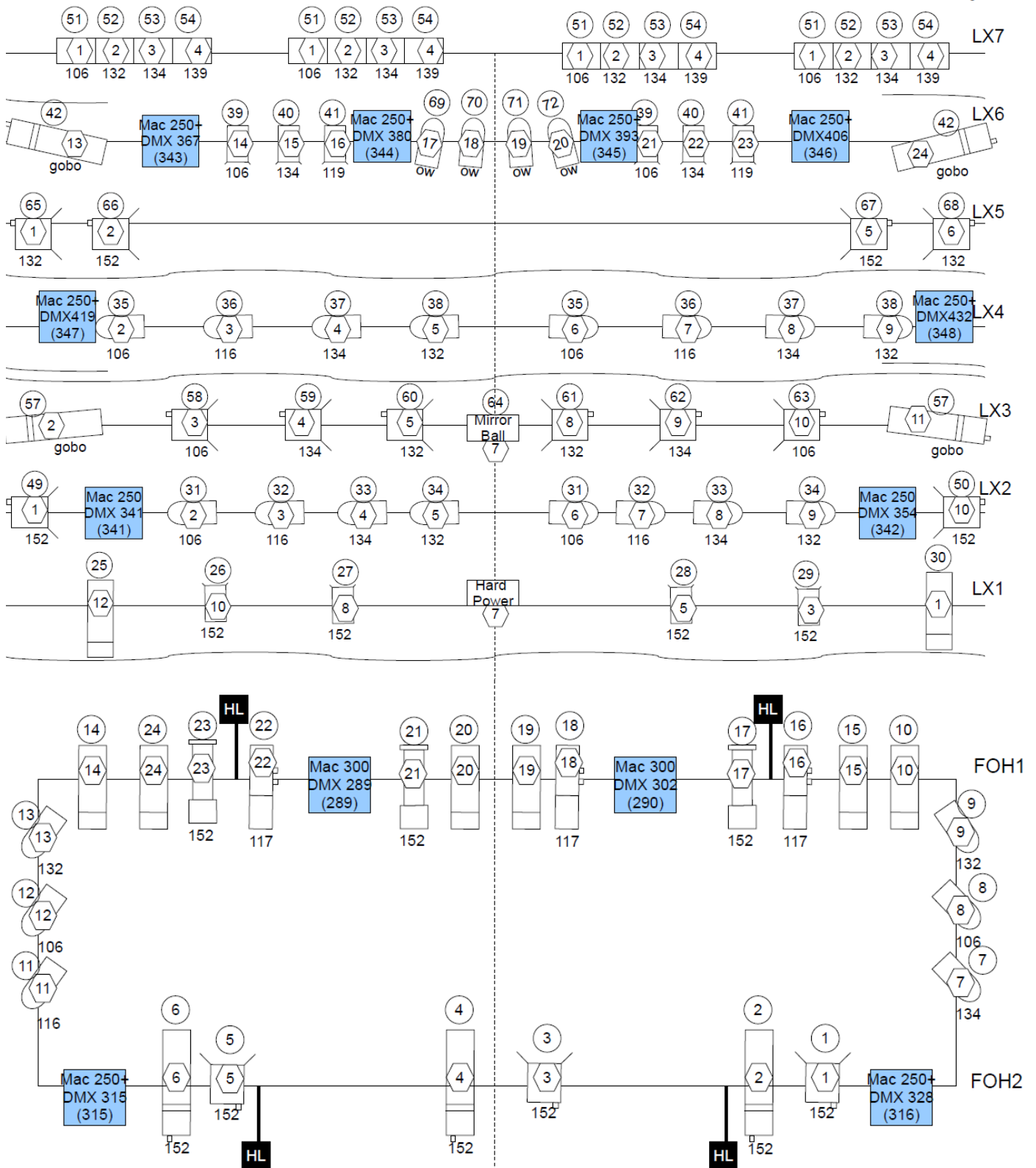


These measurements should be taken as a guide only. If any measurements are critical for the production the measurements should be checked in person.

Appendix B – General Lighting Rig




Haverhill Arts Centre – General Lighting Rig

Aug19



This rig is a guide only of what is normally set up. Colours, positions and lanterns may vary. Macs on LX4 may be located on the floor.

Key:

-  Channel number (in circle)
-  Socket number (in the hexagon in the lantern)
-  Gel colour (under the lantern)

Appendix C – DMX Patch

Universe 1 - Spare - 501 to 512

Universe 1 - 1 – 72 Generic dimmers

Universe 2 - 73 – Haze Fan

Universe 2 - 74 – Haze quantity

Universe 2 - 75, 76, 77, 78 – MVS

Universe 2 - 79 – Smoke 1

Universe 2 - 80 - Smoke 2

LED Battens	DMX and dimmer	RGB Fixture
LED1	81	83 – 90
LED2	107	109 – 116
LED3	133	135 – 142
LED4	159	161 – 168
LED5	185	187 – 194
LED6	211	213 – 220
LED7	237	239 – 249
LED8	263	265 - 272

Universe 1		
Moving intelligent lights	DMX	Fixture number
Mac 300 FOH SR	289	289
Mac 300 FOH SL	302	290
Mac 250+ FOH SR	315	315
Mac 250+ FOH SL	328	316
Mac 250 DSR	341	341
Mac 250 DSL	354	342
Mac 250+ USR	367	343
Mac 250+ USRC	380	344
Mac 250+ USLC	393	345
Mac 250+ USL	406	346
Mac 250+ Mid SR	419	347
Mac 250+ Mid SL	432	348

Universe 1	Star Cloth 1 SR		Star Cloth 2 SL	
Property	DMX	Fixture number	DMX	Fixture number
Dimmer	445	445	473	473
Strobe speed	446	446	474	474
Programme	447	447	475	475
Programme speed	448	448	476	476
RGB strand 1	449	449	477	477
RGB strand 2	452	450	480	478
RGB strand 3	455	451	483	479
RGB strand 4	458	452	486	480
RGB strand 5	461	453	489	481
RGB strand 6	464	454	492	482
RGB strand 7	467	455	495	483
RGB strand 8	470	456	498	484

Universe 2	Geyser 1		Geyser 2	
Property	DMX	Fixture number	DMX	Fixture number
Fog	1	512	16	513
Zone 1 RGBAU	2		17	
Zone 2 RGBAU	7		22	
Colour macro	12		27	
Macro speed	13		28	
Strobe	14		29	
Dimmer	15		30	

Universe 4 – House Lights	DMX	Fixture
Over apron	1, 2	1001, 1002
FOH lighting rig	3, 4, 5, 6	1003, 1004, 1005, 1006
4 cell units on the side	7, 8, 9, 10	1007, 1008, 1009, 1010
2 cell units over the back of the rake	11, 12	1011, 1012
Birdies at side of entrance	13	1013

Appendix D – DMX Profile for intelligent fixtures

Mac Martin 300 wash

DMX1	DMX2	DMX3	DMX4	Value	Percent	Function
Start code = 0						
						Shutter, Strobe, Reset, Lamp On/Off
				0 - 19	0 - 7	Shutter closed
				20 - 49	8 - 19	Open
				50 - 72	20 - 28	Strobe, fast to slow
				73 - 79	29 - 31	Open
				80 - 99	31 - 39	Opening pulse, fast to slow
				100 - 119	39 - 47	Closing pulse, fast to slow
				120 - 127	47 - 50	Open
				128 - 147	50 - 58	Random strobe, fast
	1			148 - 167	58 - 65	Random strobe, medium
				168 - 187	66 - 73	Random strobe, slow
				188 - 190	74 - 75	Open
				191 - 193	75 - 76	Random opening pulse, fast
				194 - 196	76 - 77	Random opening pulse, slow
				197 - 199	77 - 78	Random closing pulse, fast
				200 - 202	78 - 79	Random closing pulse, slow
				203 - 207	80 - 81	Open
				208 - 217	82 - 85	Reset, see note
				218 - 227	85 - 89	Open
				228 - 237	89 - 93	Lamp on
				238 - 247	93 - 97	Open
				248 - 255	97 - 100	Lamp off: time > 5 seconds, see note
	2			0 - 255	0 - 100	Dimmer Closed to open
	3			0 - 255	0 - 100	Cyan White to full cyan
	4			0 - 255	0 - 100	Magenta White to full magenta
	5			0 - 255	0 - 100	Yellow White to full yellow
				0 - 179	0 - 70	Color <i>Continuous scroll</i>
				0	0	White
				26	10	CTC 5500-2900K
				52	20	Pink 312
				78	31	UV
				104	41	Red 308
				130	51	Green 206
				156	61	Blue 108
				180 - 183	71 - 72	<i>Stepped scroll</i> Blue 108
				184 - 187	72 - 73	Green 206
	6			188 - 191	74 - 75	Red 308
				192 - 195	75 - 76	UV
				196 - 199	77 - 78	Pink 312
				200 - 203	78 - 80	CTC 5500-2900K
				204 - 207	80 - 81	White
				208 - 226	82 - 88	<i>Continuous rotation</i> CW, fast to slow
				227 - 245	89 - 96	CCW, slow to fast
				246 - 248	96 - 97	<i>Random CMY color</i> Fast
				249 - 251	98 - 98	Medium
				252 - 255	99 - 100	Slow

Note: To override (DMX) Reset or Lamp Off = OFF, set all 3 CMY channels to a value from 230 to 232.

DMX1	DMX2	DMX3	DMX4	Value	Percent	Function
		7		0 - 255	0 - 100	Frost Open (off) to full
		8		0 - 255	0 - 100	Pan Left to right (128 = neutral)
-	9	-	9	0 - 255	0 - 100	Pan Fine (LSB) Left to right (128 = neutral)
9	10	9	10	0 - 255	0 - 100	Tilt Up to down (128 = neutral)
-	11	-	11	0 - 255	0 - 100	Tilt Fine (LSB) Up to down (128 = neutral)
-	-	10	12	0 - 2 3 - 245 246 - 248 249 - 251 252 - 255	0 - 1 1 - 96 96 - 97 98 - 98 99 - 100	Pan/Tilt Speed Tracking control Vector speed, fast to slow Tracking, PTSP SLOW (override FAST) Tracking, PTSP FAST (override SLOW) Blackout while moving
-	-	11	13	0 - 2 3 - 245 246 - 248 249 - 251 252 - 255	0 - 1 1 - 96 96 - 97 98 - 98 99 - 100	Effects Speed <i>Dimmer, CMY filters</i> Tracking control Vector speed, fast to slow Tracking, SCUT OFF (overrides ON) Tracking, SCUT ON (overrides OFF) Vector speed, fast <i>Color wheel</i> Tracking control Vector speed, fast to slow Tracking, SCUT OFF (overrides ON) Tracking, SCUT ON (overrides OFF) Blackout while moving <i>Frost</i> Tracking control Vector speed, fast to slow Vector speed, fast

Mac Martin 250 and 250+

DMX1	DMX2	DMX3	DMX4	Value	Percent	Function
						Shutter, Strobe, Reset, Lamp On/Off
				0 - 19	0 - 7	Shutter closed
				20 - 49	8 - 19	Shutter open
				50 - 72	20 - 28	Strobe, fast→slow
				73 - 79	29 - 31	Shutter open
				80 - 99	31 - 39	Opening pulse, fast →slow
				100 - 119	39 - 47	Closing pulse, fast →slow
			1	120 - 127	47 - 50	Shutter open
				128 - 147	50 - 58	Random strobe, fast
				148 - 167	58 - 65	Random strobe, medium
				168 - 187	66 - 73	Random strobe, slow
				188 - 190	74 - 75	Shutter open
				191 - 193	75 - 76	Random opening pulse, fast
				194 - 196	76 - 77	Random opening pulse, slow
				197 - 199	77 - 78	Random closing pulse, fast
				200 - 202	78 - 79	Random closing pulse, slow
				203 - 207	80 - 81	Shutter open
				208 - 217	82 - 85	Reset fixture, see note 1
				218 - 227	85 - 89	Shutter open
				228 - 237	89 - 93	Lamp on
				238 - 247	93 - 97	Shutter open
				248 - 255	97 - 100	Lamp off: time > 5 seconds, see note 2
			2			Dimmer
				0 - 255	0 - 100	Closed → open
						Color
						Continuous Scroll: full color positions:
				0	0	White
				12	5	CTC
				24	9	Yellow 603
				36	14	Blue 104
				48	19	Pink 312
				60	23	Green 206
				72	28	Blue 108
				84	33	Red 301
				96	37	Magenta 507
				108	42	Blue 101
				120	47	Orange 306
				132	42	Green 202
				144	56	Purple 502
						Stepped Scroll
				156 - 159	61 - 63	Purple 502
				160 - 163	63 - 64	Green 202
			3	164 - 167	64 - 65	Orange 306
				168 - 171	66 - 67	Blue 101
				172 - 175	67 - 68	Magenta 507
				176 - 179	69 - 70	Red 301
				180 - 183	70 - 72	Blue 108
				184 - 187	72 - 73	Green 206
				188 - 191	74 - 75	Pink 312
				192 - 195	75 - 76	Blue 104
				196 - 199	77 - 78	Yellow 603
				200 - 203	78 - 79	CTC
				204 - 207	80 - 81	White
						Continuous Rotation
				208 - 226	82 - 88	CW, fast → slow
				227 - 245	89 - 96	CCW, slow → fast
						Random color
				246 - 248	96 - 97	Fast
				249 - 251	98 - 98	Medium
				252 - 255	99 - 100	Slow

DMX1	DMX2	DMX3	DMX4	Value	Percent	Function
6				0 - 255	0 - 100	Focus Infinity → 2 meters
7				0 - 19 20 - 79 80 - 89 90 - 149 150 - 215	0 - 7 8 - 31 31 - 35 35 - 58 59 - 84	Prism Prism off Rotating prism, CCW fast → slow No rotation Rotating prism, CW slow → fast Prism off
7				216 - 220 221 - 225 226 - 230 231 - 235 236 - 240 241 - 245 246 - 250 251 - 255	84 - 86 87 - 88 89 - 90 91 - 92 93 - 94 95 - 96 96 - 98 98 - 100	Prism/Gobo Macros Macro 1 Macro 2 Macro 3 Macro 4 Macro 5 Macro 6 Macro 7 Macro 8
8				0 - 255	0 - 100	Pan Left → right (128 = neutral)
-	9	-	9	0 - 255	0 - 100	Pan Fine (LSB) Left → right
9	10	9	10	0 - 255	0 - 100	Tilt Up → down (128 = neutral)
-	11	-	11	0 - 255	0 - 100	Tilt Fine (LSB) Up → down
-	-	10	12	0 - 2 3 - 245 246 - 248 249 - 251 252 - 255	0 - 1 1 - 96 96 - 97 98 - 98 99 - 100	Pan/Tilt Speed Tracking Fast → slow Tracking, PTSP NORM (menu override) Tracking, PTSP FAST (menu override) Blackout while moving
-	-	11	13	0 - 2 3 - 245 246 - 251 252 - 255	0 - 1 1 - 96 96 - 98 99 - 100	Effects Speed Dimmer, focus Tracking mode Fast → slow Tracking Maximum speed
-	-	11	13	0 - 2 3 - 245 246 - 248 249 - 251 252 - 255	0 - 1 1 - 96 96 - 97 98 - 98 99 - 100	Color Tracking mode Speed, fast → slow Tracking, SCUT OFF (menu override) Tracking, SCUT ON (menu override) Blackout while moving
-	-	11	13	0 - 245 246 - 248 249 - 251 252 - 255	0 - 96 96 - 97 98 - 98 99 - 100	Gobo selection Normal (no blackout) Normal, SCUT OFF (menu override) Normal, SCUT ON (menu override) Blackout while moving
-	-	11	13	0 - 2 3 - 245 246 - 251 252 - 255	0 - 1 1 - 96 96 - 98 99 - 100	Indexed gobo rotation (only if gobo type = indexed) Tracking mode Fast → slow Tracking Blackout while moving
-	-	11	13	0 - 251 252 - 255	0 - 98 99 - 100	Prism Normal (no blackout) Blackout while moving

Prolight LEDJ Spectra Bank 8

Channel	Function
1	Dimmer
2	Strobe
3	Red 1
4	Green 1
5	Blue 1
6	Red 2
7	Green 2
8	Blue 2
9	Red 3
10	Green 3
11	Blue 3
12	Red 4
13	Green 4
14	Blue 4
15	Red 5
16	Green 5
17	Blue 5
18	Red 6
19	Green 6
20	Blue 6
21	Red 7
22	Green 7
23	Blue 7
24	Red 8
25	Green 8
26	Blue 8

Chauvet Hazer

Channel	Function
1	Fan
2	Haze

MVS Hazer

Channel	Function
1	Haze
2	Fan
3	Angle
4	Macro sweep

LEDJ Prolight Star Cloth Tri colour

28 channel mode:

Channel	Value	Function
1	000-255	Master dimmer 0-100%
2	000-009	No function
	010-255	Strobe (slow-fast)
3	000-049	RGB mode
	050-059	Blackout
	060-069	Red
	070-079	Green
	080-089	Blue
	090-099	Yellow
	100-109	Cyan
	110-119	Purple
	120-129	White
	130-139	Programme 1
	140-149	Programme 2
	150-159	Programme 3
	160-169	Programme 4
	170-179	Programme 5
	180-189	Programme 6
	190-199	Programme 7
	200-209	Programme 8
	210-219	Programme 9
	220-229	Programme 10
	230-239	Colour macros
240-249	Sound active	
250-255	No function	
4	000-004	Normal Speed
	005-255	Speed (slow-fast)
5	000-255	Red 1
6	000-255	Green 1
7	000-255	Blue 1
8	000-255	Red 2
9	000-255	Green 2
10	000-255	Blue 2
11	000-255	Red 3
12	000-255	Green 3
13	000-255	Blue 3
14	000-255	Red 4
15	000-255	Green 4
16	000-255	Blue 4
17	000-255	Red 5
18	000-255	Green 5
19	000-255	Blue 5
20	000-255	Red 6
21	000-255	Green 6
22	000-255	Blue 6
23	000-255	Red 7
24	000-255	Green 7
25	000-255	Blue 7
26	000-255	Red 8
27	000-255	Green 8
28	000-255	Blue 8

DMX Channel Assignments and Values

Channel	Function	Value	Percent/Setting
1	Fog	000 ⇔ 009	No function
		010 ⇔ 255	Output fog
2	Zone 1 Red	000 ⇔ 014	No function
		015 ⇔ 255	0–100%
3	Zone 1 Green	000 ⇔ 014	No function
		015 ⇔ 255	0–100%
4	Zone 1 Blue	000 ⇔ 014	No function
		015 ⇔ 255	0–100%
5	Zone 1 Amber	000 ⇔ 014	No function
		015 ⇔ 255	0–100%
6	Zone 1 Ultraviolet	000 ⇔ 014	No function
		015 ⇔ 255	0–100%
7	Zone 2 Red	000 ⇔ 014	No function
		015 ⇔ 255	0–100%
8	Zone 2 Green	000 ⇔ 014	No function
		015 ⇔ 255	0–100%
9	Zone 2 Blue	000 ⇔ 014	No function
		015 ⇔ 255	0–100%
10	Zone 2 Amber	000 ⇔ 014	No function
		015 ⇔ 255	0–100%
11	Zone 2 Ultraviolet	000 ⇔ 014	No function
		015 ⇔ 255	0–100%
12	Color Macro	015 ⇔ 009	No function
		010 ⇔ 255	Color macros
13	Color Macro Speed	000 ⇔ 009	No function
		010 ⇔ 255	Color macro speed, slow to fast
14	Strobe	000 ⇔ 009	No function
		010 ⇔ 255	Strobe, slow to fast
15	Dimmer	000 ⇔ 014	No function
		015 ⇔ 255	0–100%